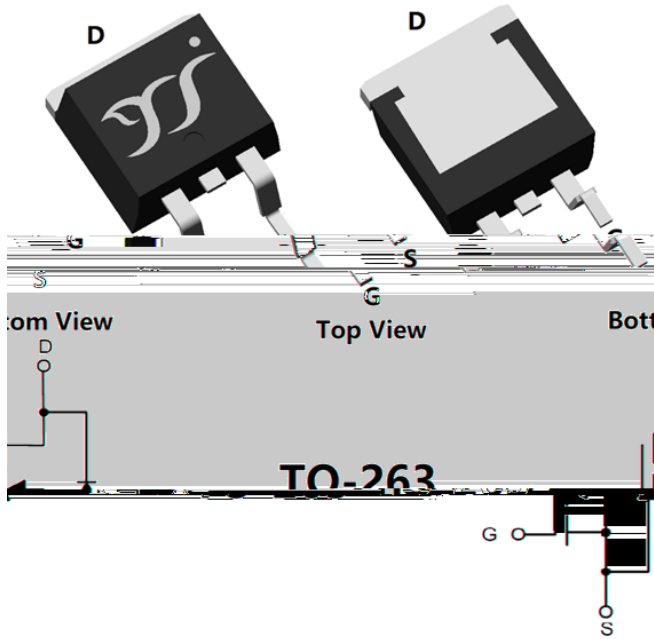




N-Channel Enhancement Mode Field Effect Transistor



Product Summary

General Description

Applications

Absolute Maximum Ratings

Parameter	Symbol	Limit	Unit

Thermal resistance

Parameter	Symbol	Typ	Max	Units

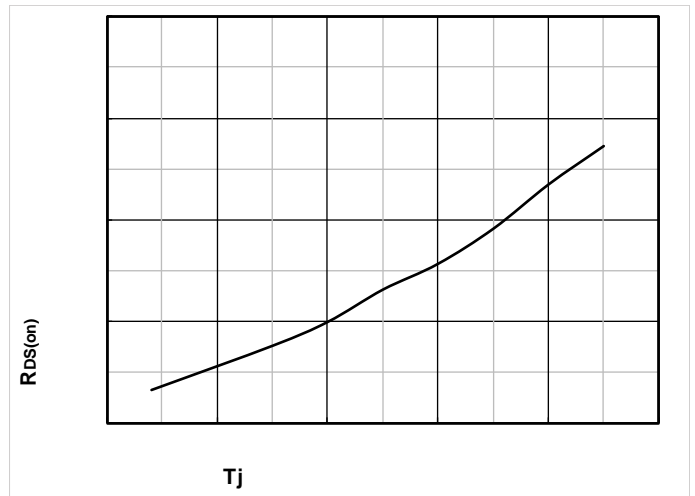
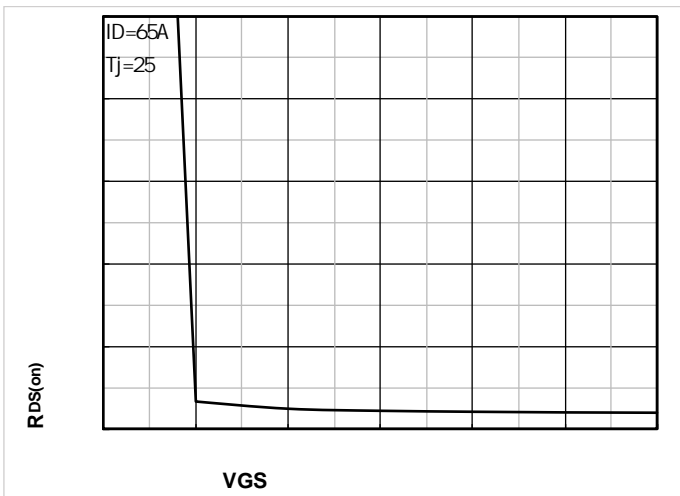
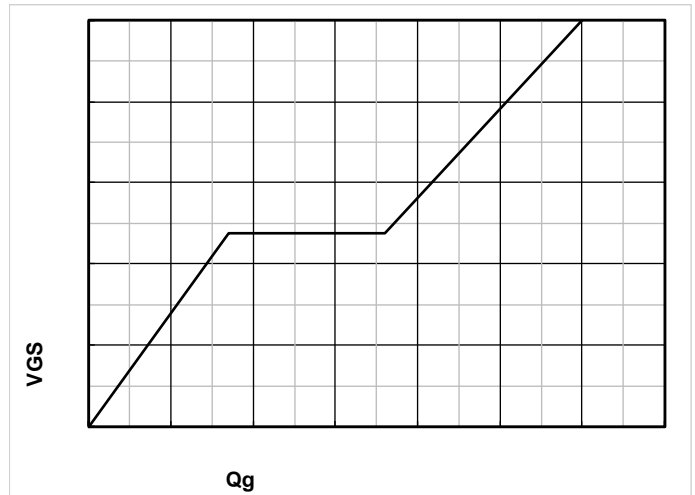
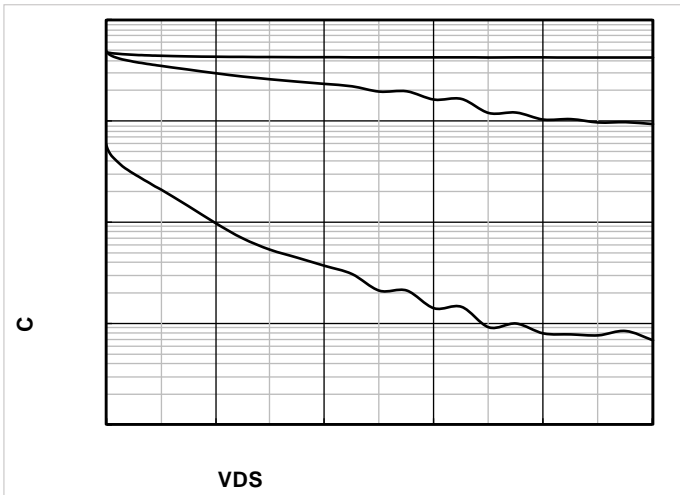
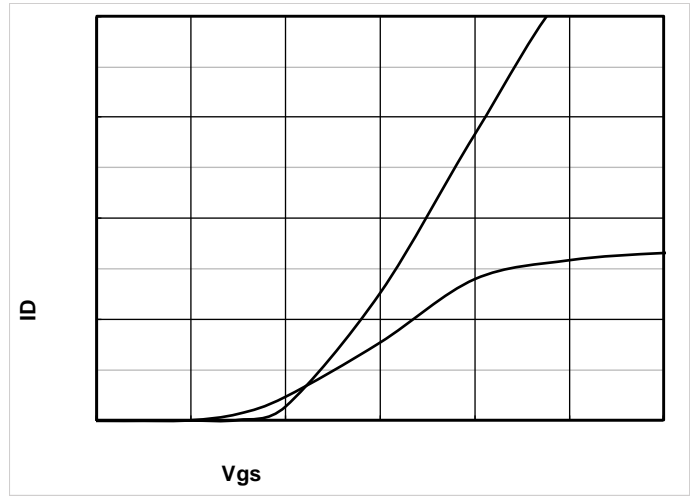
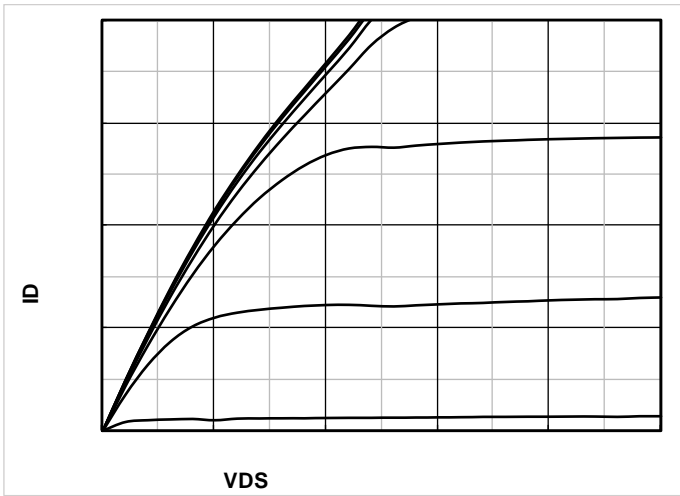
Ordering Information

PREFERRED P/N	PACKING CODE	Marking	MINIMUM PACKAGE(pcs)	INNER BOX QUANTITY(pcs)	OUTER CARTON QUANTITY(pcs)	DELIVERY MODE



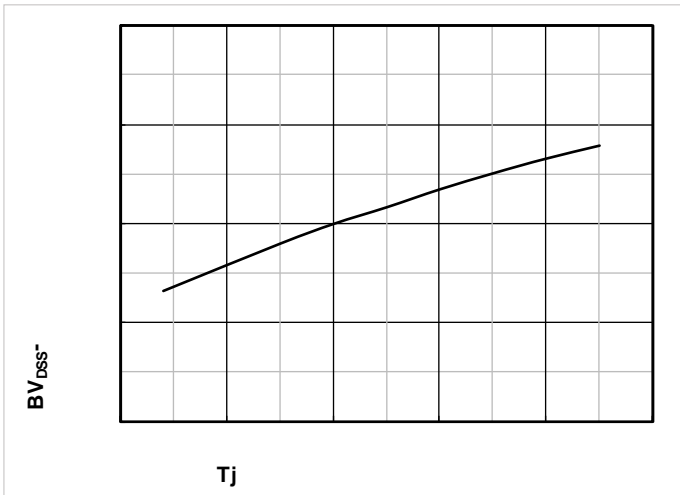
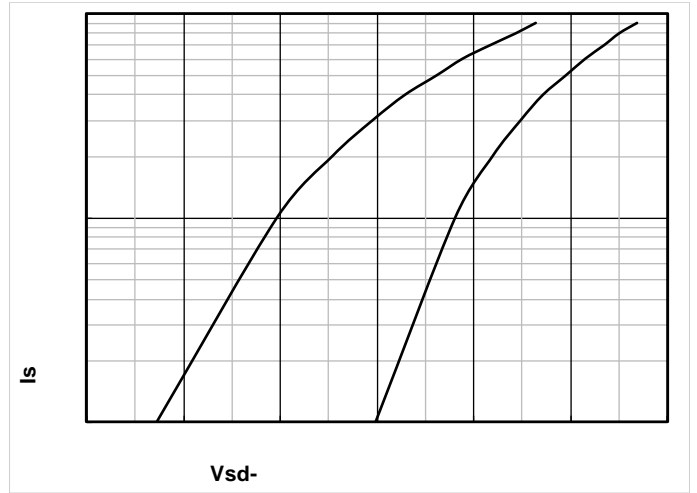
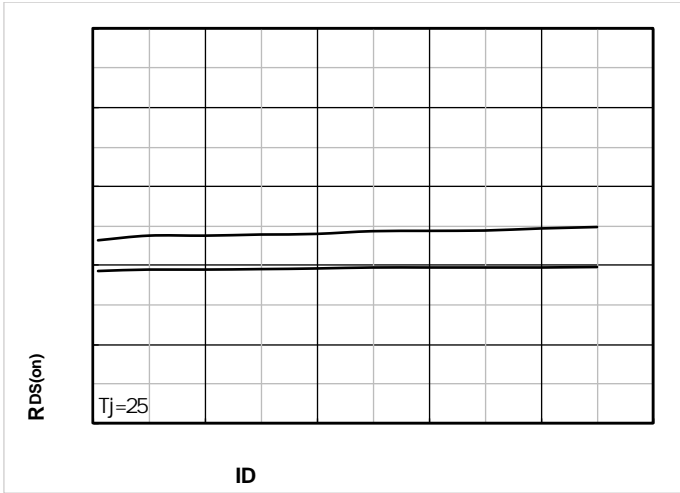
YJB130G10B

Typical Electrical and Thermal Characteristics Diagrams



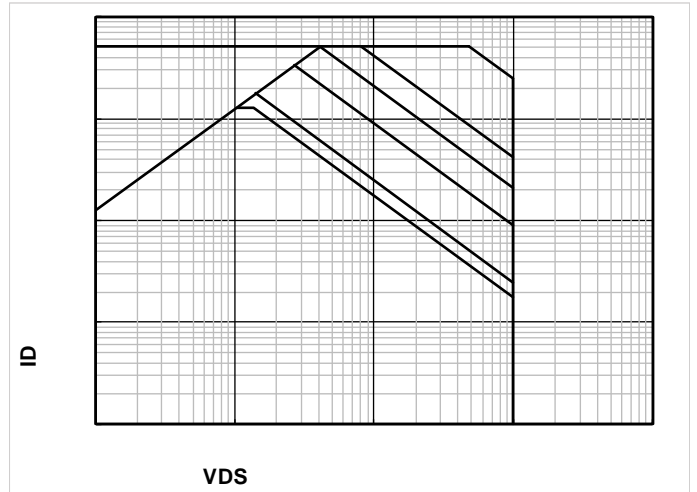
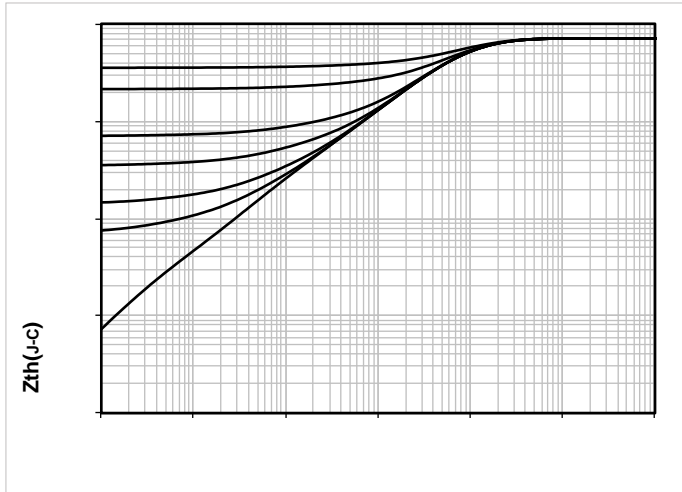


YJB130G10B





YJB130G10B





=

.

.



YJB130G10B

TO-263-HY Package information

TOP VIEW

SIDE VIEW

BOTTOM VIEW

SYMBOL	DIMENSIONS					
	INCHES			Millimeter		
	MIN.	NDM.	MAX.	MIN.	NDM.	MAX.
A1	0.000	---	0.010	0.000	---	0.250
A2	0.174	0.180	0.186	4.430	4.580	4.730
b	0.028	0.032	0.036	0.720	0.820	0.920
b2	0.046	0.050	0.054	1.180	1.280	1.380
c	0.013	0.015	0.018	0.330	0.390	0.450
c2	0.048	0.050	0.053	1.220	1.280	1.340
D1	0.295	0.307	0.319	7.500	7.800	8.100
D2	0.303	0.315	0.327	7.700	8.000	8.300
E	0.571	0.591	0.610	14.500	15.000	15.500
E1	0.337	0.341	0.348	8.550	8.700	8.850
E2	0.276	0.287	0.299	7.000	7.300	7.600
e	0.200BSC			5.080BSC		
L	0.070		0.110	1.790		2.790
L1	0.044	---	0.056	1.120	---	1.420
L2	0.030		0.070	0.770		1.770
L3	0.197REF			1.20		
	0°		8°	0°		8°



YJB130G10B

Disclaimer
