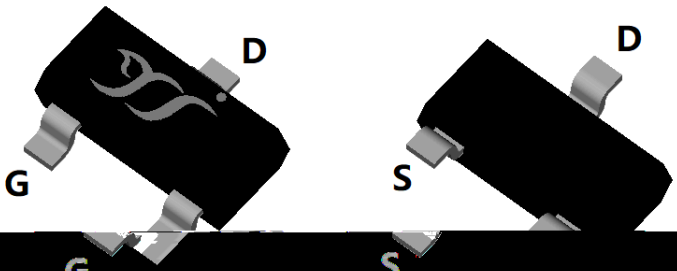


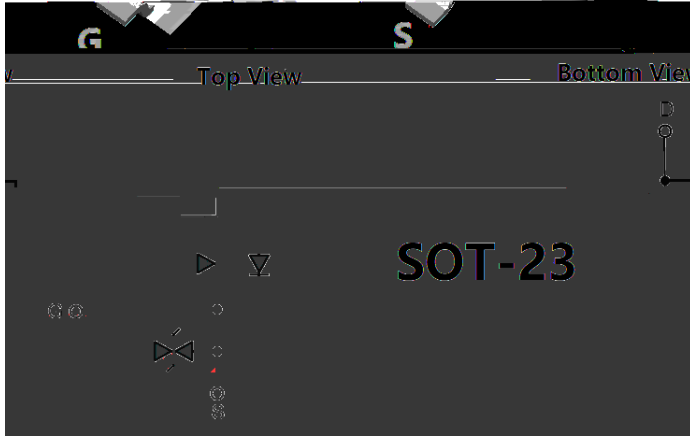


# P-Channel Enhancement Mode Field Effect Transistor

## Product Summary



## General Description



## Applications

### Absolute Maximum Ratings

Parameter	Symbol	Maximum	Unit
		±	
			/

						E I 5 B H = H M f 8 9 @ = J 9 F M A C 8 9



# YJL3139KA

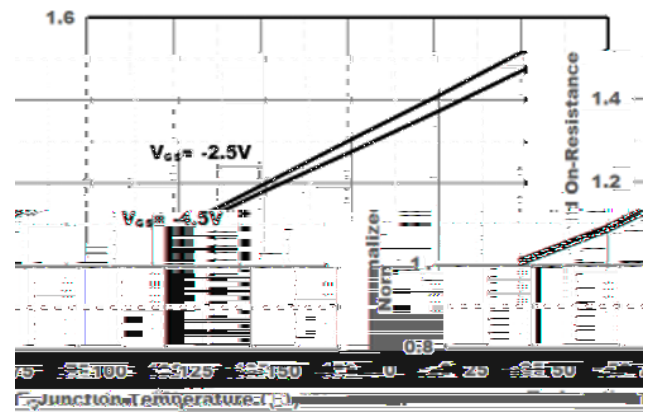

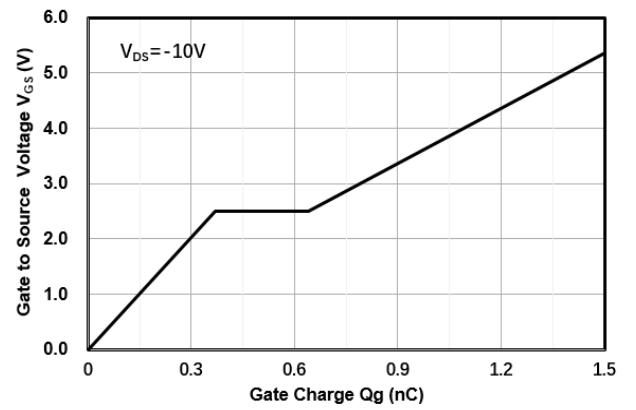
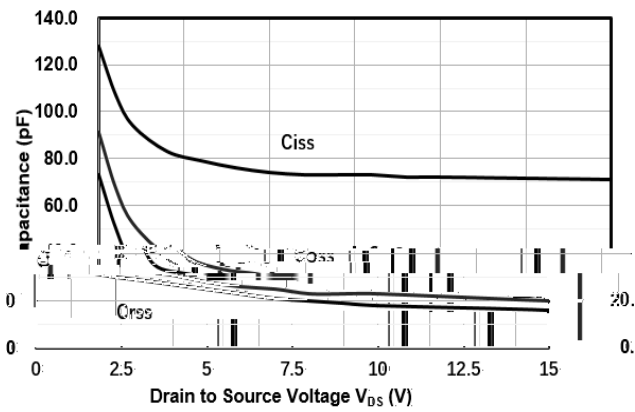
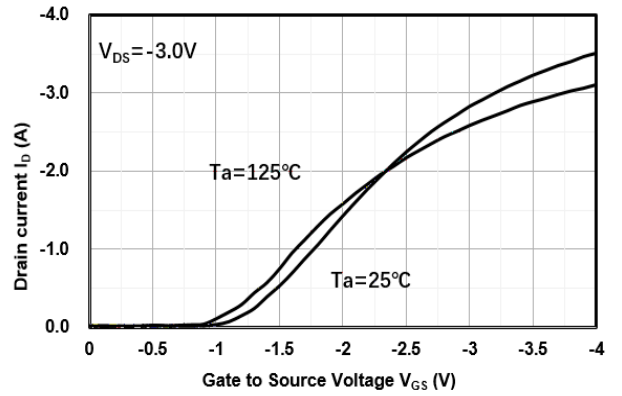
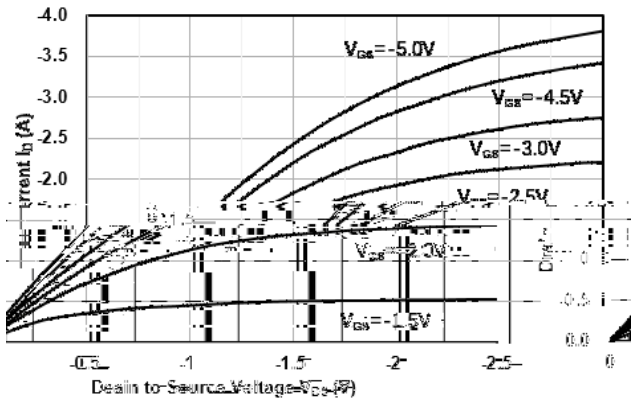
## Electrical Characteristics

Parameter	Symbol	Conditions	Min	Typ	Max	Units
<b>Static Parameter</b>						
		±		±	±	
		±		±	±	
<b>Dynamic Parameters</b>						
<b>Switching Parameters</b>						
						nC



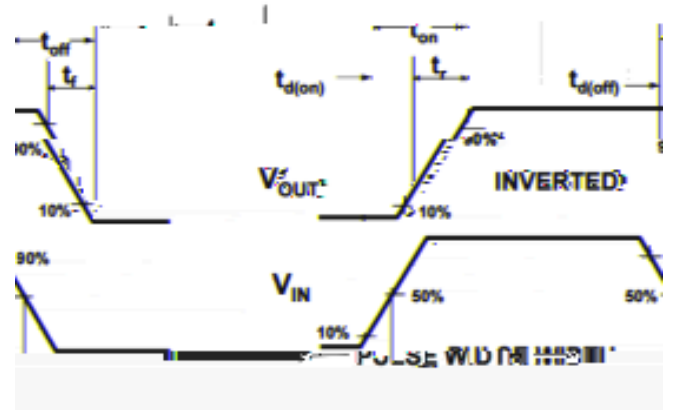
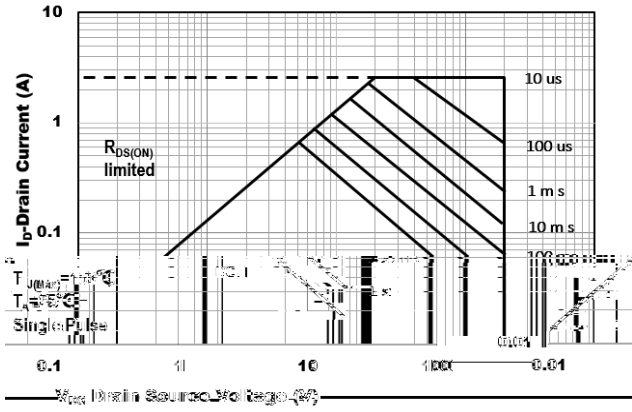
# YJL3139KA

## Typical Performance Characteristics





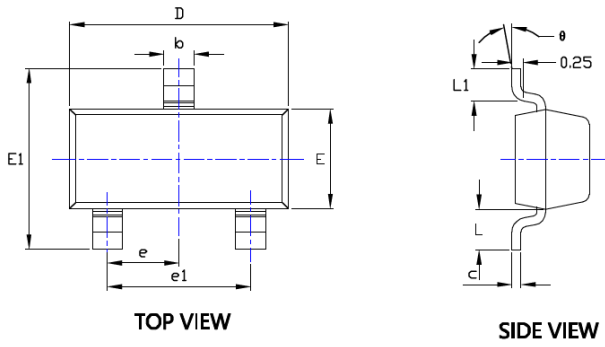
# YJL3139KA





# YJL3139KA

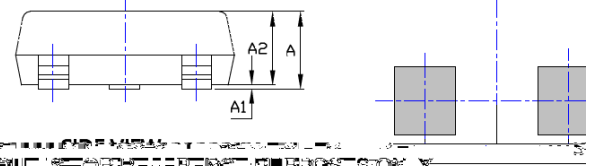
## SOT-23 Package information



SYMBOL	DIMENSIONS			
	INCHES		Millimeter	
	MIN.	MAX.	MIN.	MAX.
A	0.035	0.045	0.900	1.150
A1	0.000	0.004	0.000	0.100
A2	0.035	0.041	0.900	1.050
b	0.012	0.020	0.300	0.500
c	0.004	0.008	0.100	0.200
D	0.110	0.118	2.800	3.000
E	0.047	0.055	1.200	1.400
E1	0.089	0.100	2.250	2.550
e	0.037TYP		0.950TYP	
e1	0.071	0.079	1.800	2.000



**NOTE:**  
 1. PACKAGE BODY SIZES EXCLUDE MOLD FLASH AND GATE BURRS.  
 2. TOLERANCE 0.1mm UNLESS OTHERWISE SPECIFIED.



UNIT: mm

SUGGESTED SOLDER PAD LAYOUT



YJL3139KA

---

Disclaimer

---

---