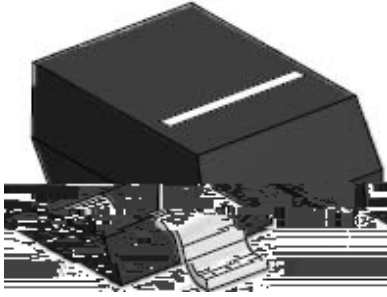


Small-Signal Fast Switching Diodes

Features

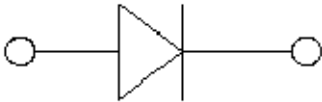


Typical Applications

Mechanical Data

Package
Terminals

Polarity:
Marking:



Maximum Ratings

PARAMETER	SYMBOL	UNIT	Conditions	VALUE

Electrical Characteristics

PARAMETER	Symbol	UNIT	Conditions	Min	Max



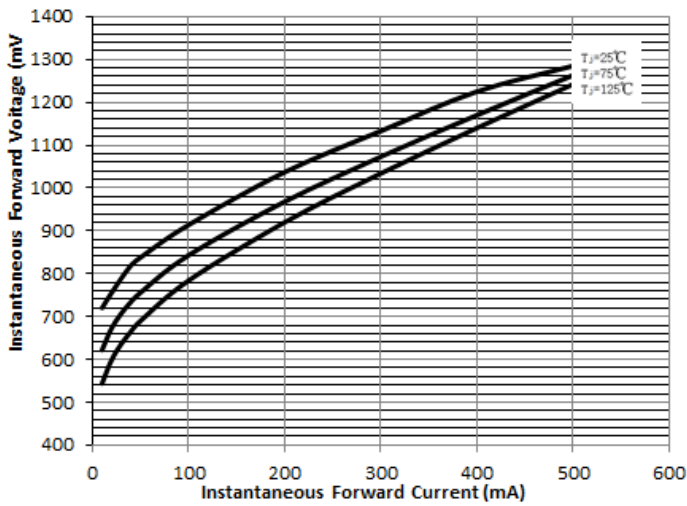
1N4448W

Ordering Information

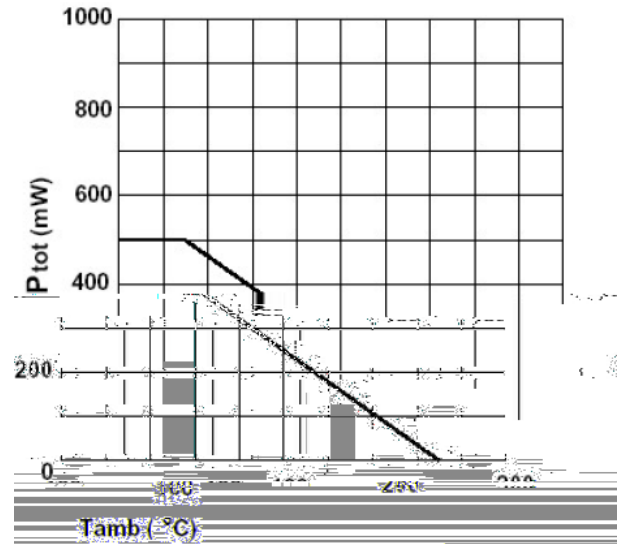
PREFERRED P/N	PACKING CODE	UNIT WEIGHT(g)	MINIMUM PACKAGE(pcs)	INNER BOX QUANTITY(pcs)	OUTER CARTON QUANTITY(pcs)	DELIVERY MODE

Characteristics

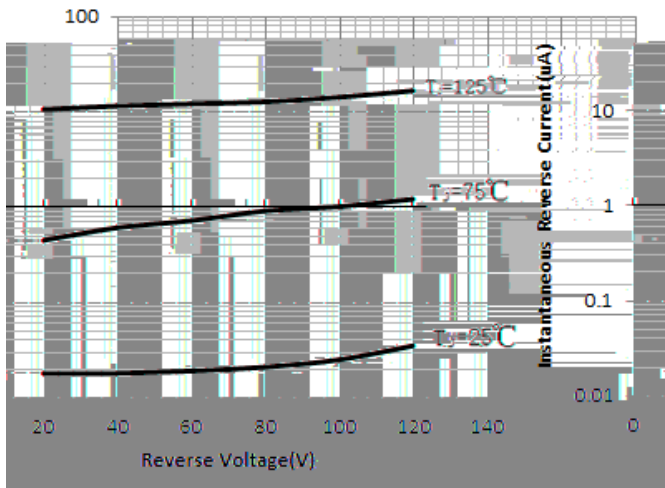
Typical Instantaneous Forward Characteristics



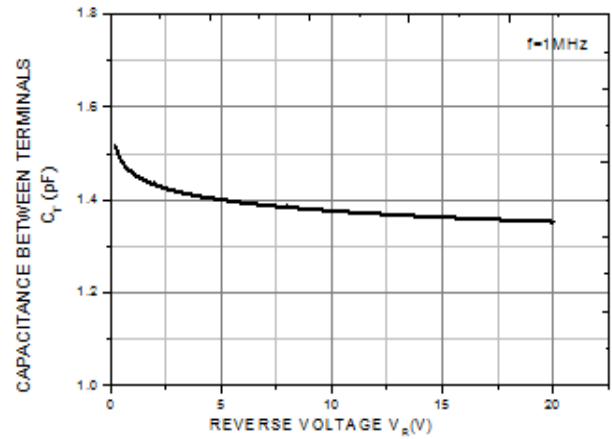
Admissible power dissipation versus ambient temperature



Typical Reverse Characteristics



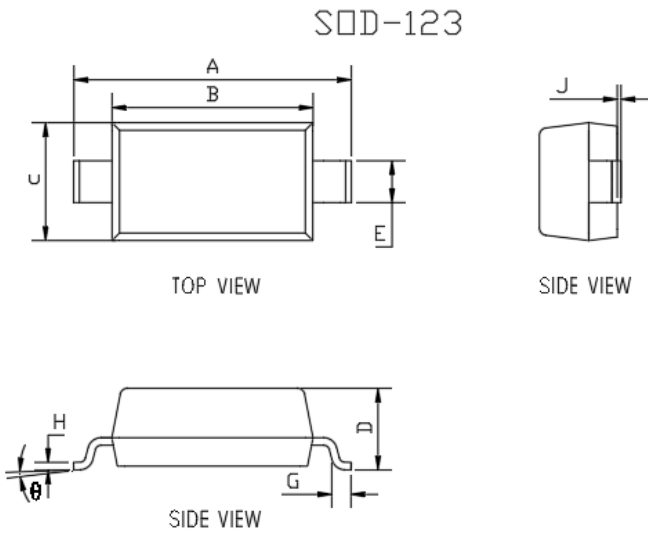
Capacitance Characteristics





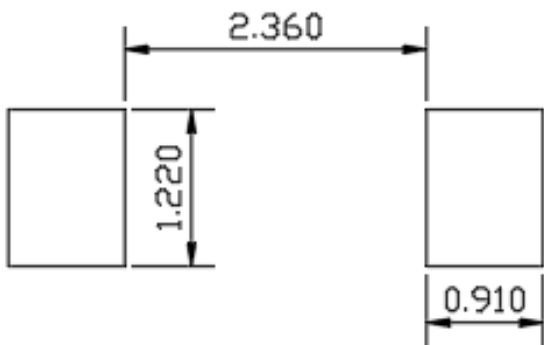
1N4448W

Outline Dimensions



DIMENSIONS						
DIM	INCHES		MM			
	MIN	MAX	MIN	MAX		
A	0.140	0.152	3.550	3.850		
B	0.100	0.112	2.550	2.850		
C	0.055	0.071	1.400	1.800		
D	0.037	0.053	0.950	1.350		
E	0.020	0.030	0.510	0.770		
F	0.018	0.150	0.450	G	0.006	0
G	0.010	0.080	0.250	H	0.003	0
H	0.006	0.000	0.150	J	0.000	0
I	8°	0	8°	theta	0	0

Soldering Footprint



UNIT : mm

SUGGESTED SOLDER PAD LAYOUT



1N4448W

Disclaimer
