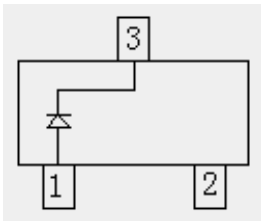


# BAS101

## Small-Signal Switching Diodes



SOT-23



### Features

### Typical Applications

### Mechanical Data

Package  
Terminals

Marking:

### Maximum Ratings °C

PARAMETER	SYMBOL	UNIT	Conditions	VALUE
		°C		
		°C		

### Electrical Characteristics °C

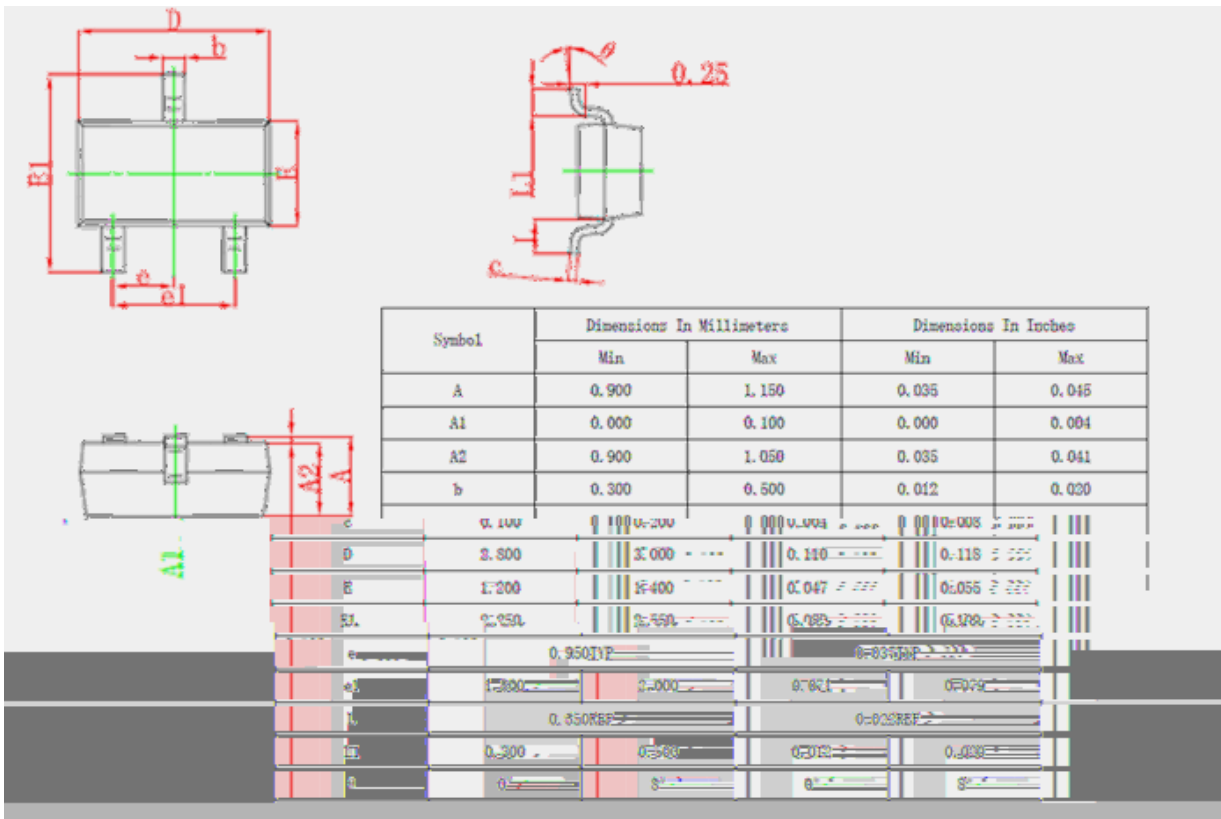
PARAMETER	SYMBOL	UNIT	Conditions	VALUE
			$I_F 100\text{mA}$	10
Maximum Reverse current	$I_R$	nA	$V_R 120\text{V}$	10
Minimum Breakdown voltage	$V_R$	V	$I_R 100\mu\text{A}$	20
Maximum Diode capacitance	$C_D$	pF	$V_R 10\text{V}$ $f 1\text{MHz}$	
Maximum Reverse recovery time	$t_{rr}$	ns	$I_F 10\text{mA}$ $I_R 100\mu\text{A}$ $I_{RR} 13\text{mA}$	



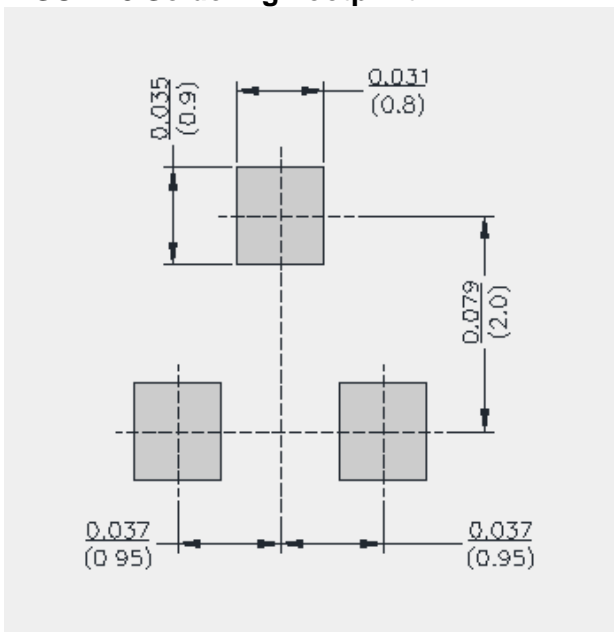


# BAS101

## SOT-23 Package Outline Dimensions



## SOT-23 Soldering Footprint





**BAS101**

---

**Disclaimer**

---

---