


Dual Switching Diode



Features

Moisture sensitivity level 1
Reverse voltage 80V
Average forward current 100mA

Application

Signal switching
High frequency rectifier

Mechanical data

Package SOT-323
Terminals Tin plated leads, solderable per J-STD-002 and JESD22-B102

Maximum Ratings (T_a=25 Unless otherwise specified)

Parameter	Symbol	Unit	Value
Device marking code			A7
Repetitive peak reverse voltage	V _{RRM}	V	80
Forward current, per leg	I _F	mA	100
Non-repetitive surge peak forward current @ t=8.3ms half-sine wave	I _{FSM}	A	2
Non-repetitive surge peak forward current @ t=1ms square wave			2
Power dissipation	P _D	mW	200
Junction temperature	T _J		-55 to +150
Storage temperature	T _{STG}		-55 to +150



Parameter	Symbol	Unit	Conditions	Min	Typ	Max
Reverse voltage	V_R	V	$I_R=100\mu A$	80		
Forward voltage	V_F	V	$I_F=100mA$			1.2

Characteristics

Fig 1 Pb-Ta Curve

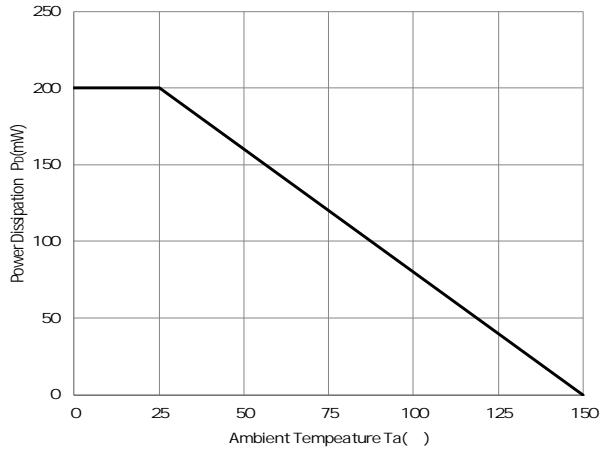


Fig 2 Capacitance Capability

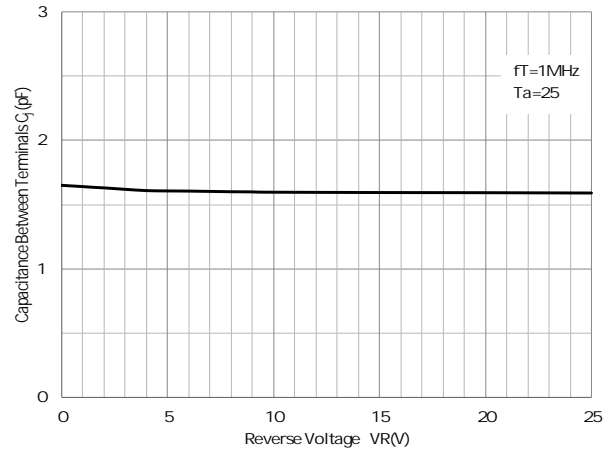


Fig 3 Typical Forward Characteristics

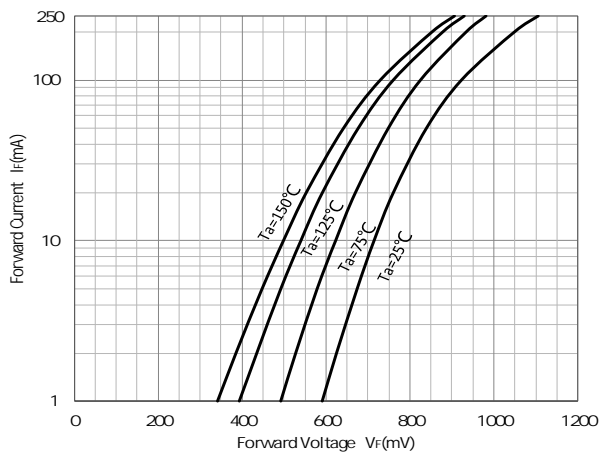
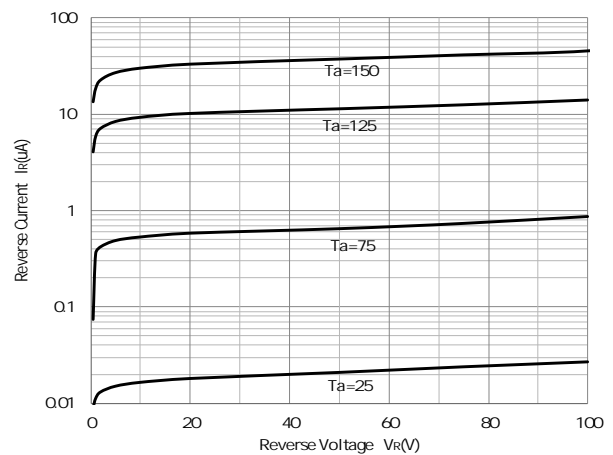


Fig 4 Typical Reverse Characteristics

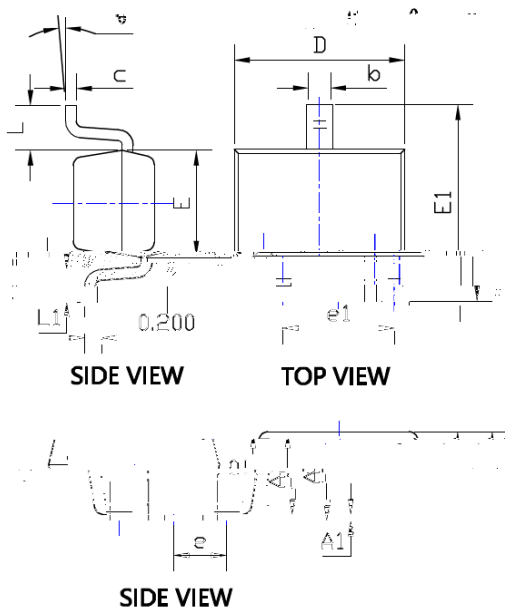




Ordering Information

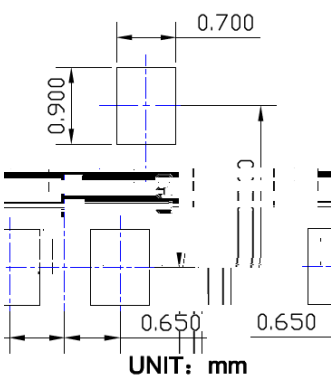
Preferred P/N	Packing code	Unit weight(g)	Minimum package(pcs)	Inner box quantity(pcs)	Outer carton quantity (pcs)	Delivery mode
DAN217U	F2	Approximate 0.005	3000	30000	120000	7" reel

Outline Dimensions



SYMBOL	DIMENSIONS			
	INCHES		Millimeter	
	MIN.	MAX.	MIN.	MAX.
A	0.035	0.043	0.900	1.100
A1	0.000	0.004	0.000	0.100
e1	0.004	0.016	0.100	0.400
e	0.000	0.004	0.000	0.100
L	0.1200	1.4000	3.048	35.414
L1	0.3250	0.3250	8.255	8.255
e	0.260	0.400	6.604	10.160
a	0	8°	0	8°

Suggested Pad Layout





Disclaimer

The information presented in this document is for reference only. Yangzhou Yangjie Electronic Technology Co., Ltd. reserves the