



Electrical Characteristics

Parameter	Symbol	UNIT	Conditions	Min	TYP	Max
C_{oss}	S	S	E_r	/-		
I_{batt}	S	S	$F_{.j}$	-+		-+
	S	S	$F_{.j}$	-+		-+
	S	S	F_{-j}	-+		-+
	S	S	$F_{.j}$	-0		.+
	S	S	F_{-j}	-+		.0
	S	S	F_{0j}	-+		.+
$C_{oi h rdx}$	F	k	S.S			.-
$R_{th j-c}$	@	m	S.S.Jw			

Thermal Characteristics

Parameter	Symbol	Unit	Value
θ_{j-c}	G&	,T	.
θ_{j-a}	@	,T	()

! 7 . s j r k a k i f a l m o t f e k a d l r a

FR/ (S+) @ V k e V k j i b f e l @ a t t t t k g t j



Characteristics

Fig 1 Pb-Ta Curve

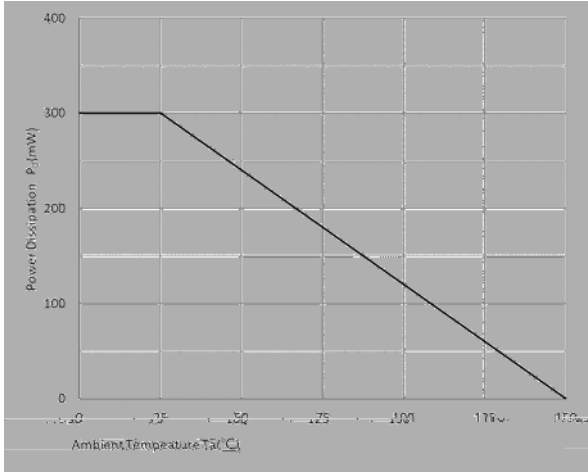


Fig 2 Capacitance Capability

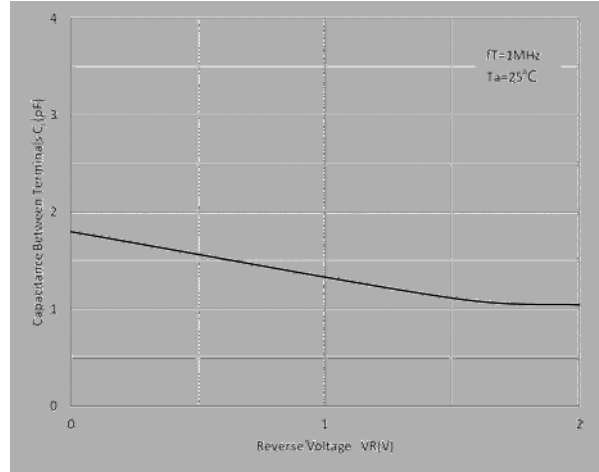


Fig 3 Typical Forward Characteristics

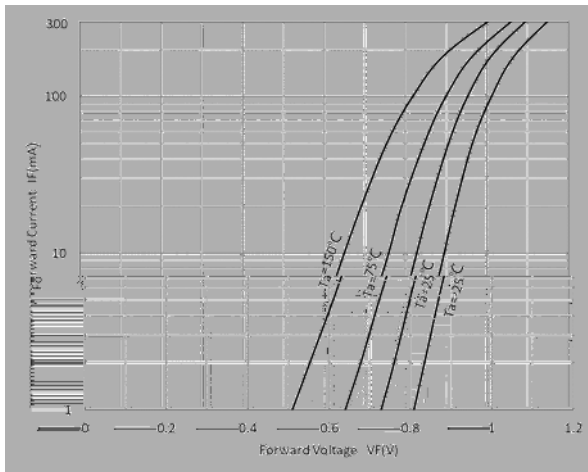
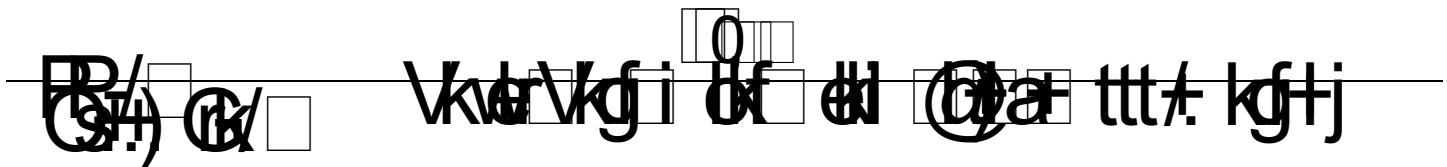
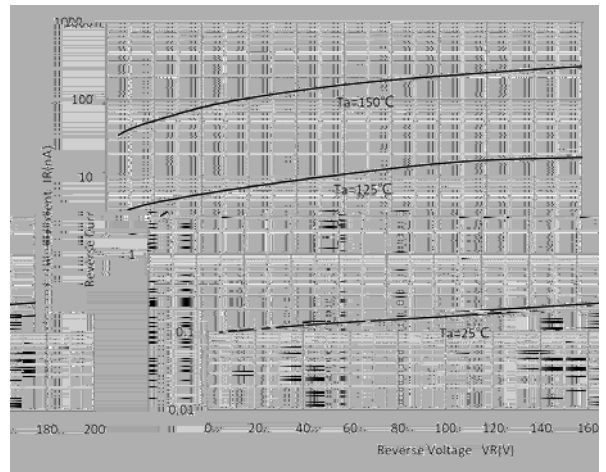


Fig 4 Typical Reverse Characteristics

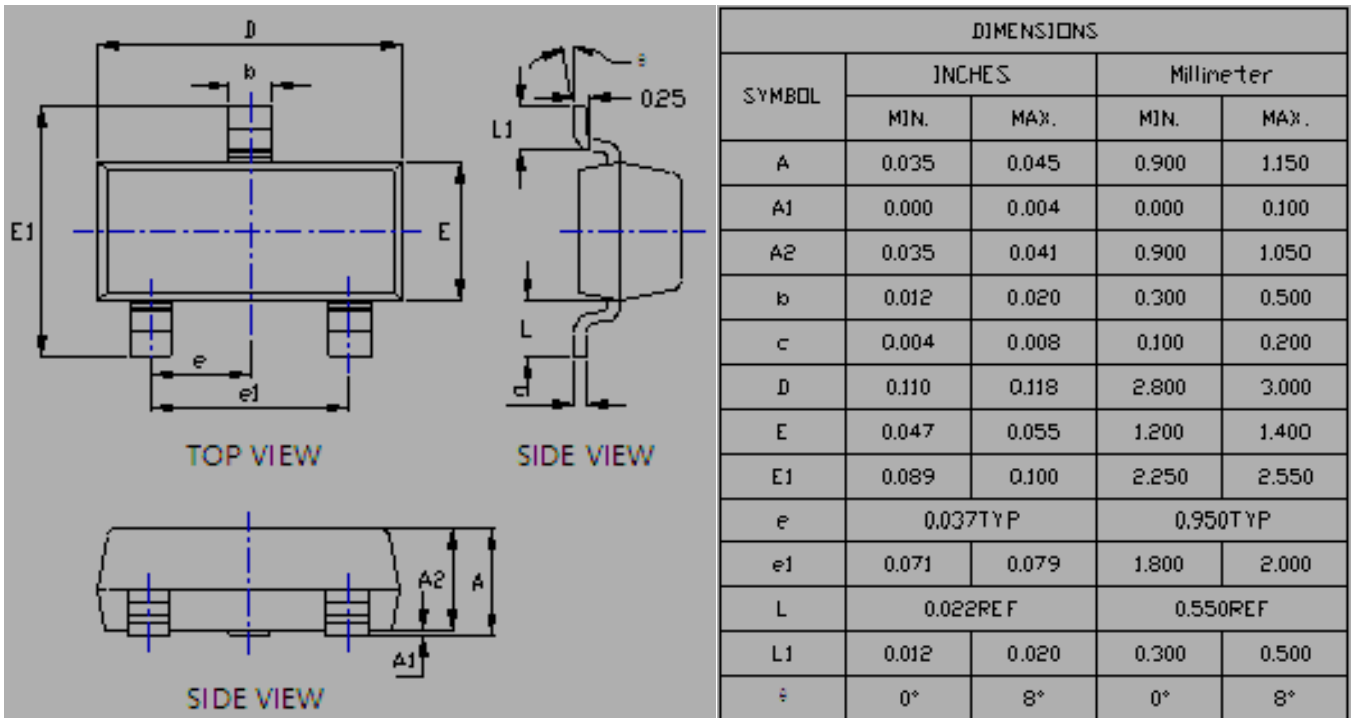




Ordering Information

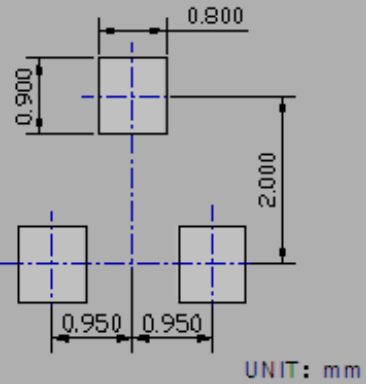
Preferred P/N	Packing code	Unit weight(g)	Minimum package(pcs)	Inner box quantity(pcs)	Outer carton quantity (pcs)	Delivery mode
JJ .-□	/□	mloij ≠□	0□	0□	/-□	di□
JJ .-□	□	mloij ≠□	.-□	□	/-□	.0di□
JJ .-0	/□	mloij ≠□	0□	0□	/-□	di□
JJ .-0	□	mloij ≠□	.-□	□	/-□	.0di□
JJ .-□	/□	mloij ≠□	0□	0□	/-□	di□
JJ .-□	□	mloij ≠□	.-□	□	/-□	.0di□
JJ .-□	/□	mloij ≠□	0□	0□	/-□	di□
JJ .-□	□	mloij ≠□	.-□	□	/-□	.0di□

Outline Dimensions





Suggested Pad Layout



Disclaimer

© 2014 by [Company Name]. All rights reserved. This document is the property of [Company Name] and is intended for internal use only. It is not to be distributed, copied, or reproduced without the written permission of [Company Name].