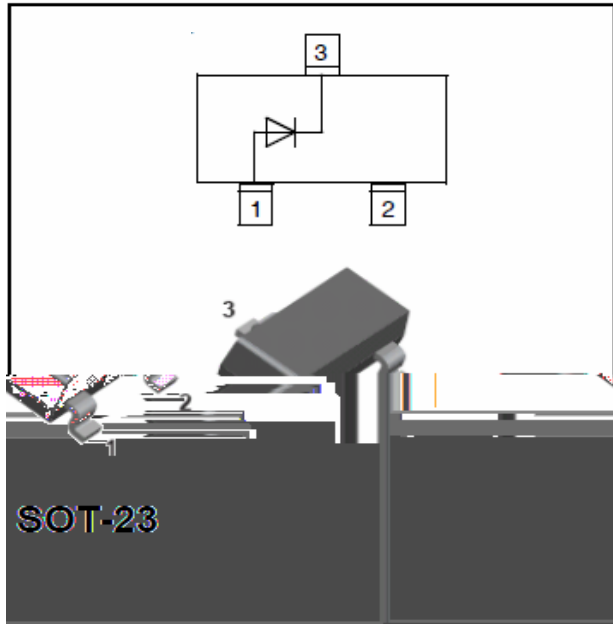


Switching Diode



Features

Epoxy meets UL-94 V-0 flammability rating
 Moisture Sensitivity Level 1
 High Conductance
 Surface mount package ideally Suited for Automatic Insertion

Mechanical Data

Package: SOT-23
 Molding compound meets UL 94 V-0 flammability rating, RoHS-compliant, halogen-free
Terminals: Tin plated leads, solderable per J-STD-002 and JESD22-B102
Marking: KA2

Maximum Rating, ($T_a=25$ Unless otherwise specified)

| Item | Symbol | Unit | Value |
|--|-----------|------|-------------|
| Peak Repetitive Reverse Voltage | V_{RRM} | V | 100 |
| Reverse Voltage | V_R | V | 100 |
| Forward Continuous Current, Per Leg | I_F | mA | 200 |
| Non-Repetitive Peak Forward Surge Current @ $t=8.3ms$, half sine-wave | I_{FSM} | A | 2 |
| Power Dissipation | P_D | mW | 350 |
| Thermal Resistance Junction to Ambient Air | R_{JA} | /W | 357 |
| Operation Junction Temperature | T_J | | -55 to +150 |
| Storage Temperature | T_{STG} | | -55 to +150 |

Ordering Information (Example)

| PREFERRED P/N | PACKING CODE | UNIT WEIGHT(g) | MINIMUM PACKAGE(pcs) | INNER BOX QUANTITY(pcs) | OUTER CARTON QUANTITY(pcs) | DELIVERY MODE |
|---------------|--------------|-------------------|----------------------|-------------------------|----------------------------|---------------|
| MMBD4148 | F2 | Approximate 0.008 | 3000 | 30000 | 120000 | 7" reel |
| MMBD4148 | F4 | Approximate 0.008 | 10000 | / | 210000 | 13" reel |



MMBD4148

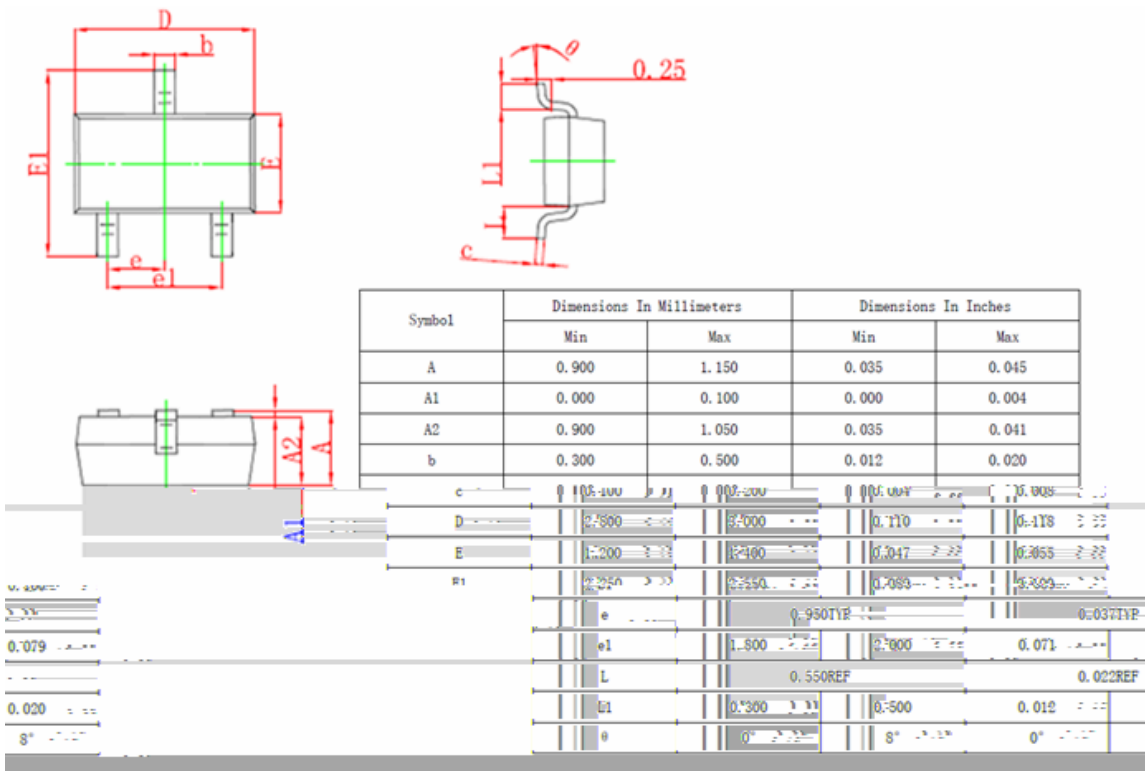
Electrical Characteristics (T_a=25 Unless otherwise specified, Per Leg)

| Item | Symbol | Unit | Conditions | MIN | MAX |
|---------------------------------------|----------------|------|---|-----|-------|
| Reverse Voltage | V _R | V | I _R =100uA | 100 | |
| Maximum Instantaneous Forward Voltage | V _F | V | I _F =10mA, T _a =25 | | 0.855 |
| | | | I _F =100mA, T _a =25 | | 1.2 |
| Maximum DC Reverse Current | I _R | nA | V _R =20V | | 25 |
| | | uA | V _R =75V | | 5 |

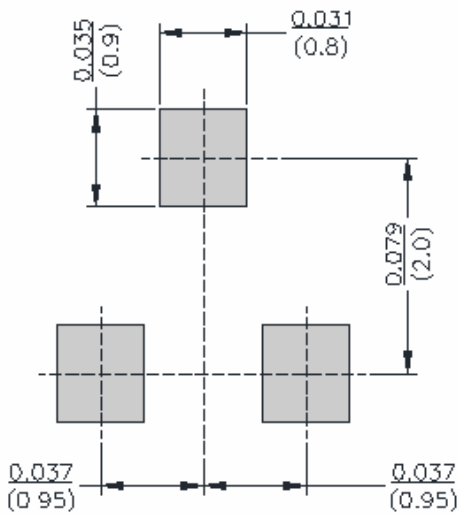


MMBD4148

SOT-23 Package Outline Dimensions



SOT-23 Suggested Pad Layout





MMBD4148

Disclaimer

The information presented in this document is for reference only. Yangzhou Yangjie Electronic Technology Co., Ltd. reserves the right to make changes without notice for the specification of the products displayed herein to improve reliability, function or design or otherwise.

The product listed herein is designed to be used with ordinary electronic equipment or devices, and not designed to be used with equipment or devices which require high level of reliability and the malfunction of which would directly endanger human life (such as medical instruments, transportation equipment, aerospace machinery, nuclear-reactor controllers, fuel controllers and other safety devices), Yangjie or anyone on its behalf, assumes no responsibility or liability for any damages resulting from such improper use of sale.

This publication supersedes & replaces all information previously supplied. For additional information, please visit our website [http:// www.21yangjie.com](http://www.21yangjie.com) , or consult your nearest Yangjie's sales office for further assistance.